

Read Hebrew in simple steps

Lesson 1

י ה נ

 **jonathan frate**

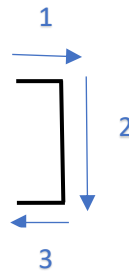
Lesson 1




The following letter is the letter “Nun”. It sounds “N”.



Look below how to write the letter Nun by hand:



 Copy it several times in order to practice:



Now there is a small line below the letter נ . The name of this line is “patach” (don’t worry about this name). This line represents the vowel “A” (“AH”) (Like in “Arm”, or “Father”). Therefore, it is written the syllable “NAH”:

נַ NAH

The small “T” below the following letter נ also represents the vowel “A” (“AH”) (The name of this symbol is “kametz gadol”.) It is also written the syllable “NAH” below:

נָ NAH

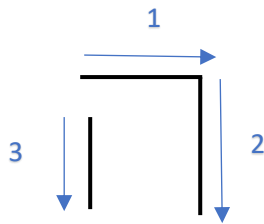
Both symbols sound “AH”, with no difference. But each word has its correct way of writing. Don’t worry about that for now. Just be concerned about knowing that either of the symbols sounds AH.

The next letter is the letter “Hey”. It sounds an aspirated H in the beginning and in the middle of the words. In the end of the words it doesn’t have any sound. For now, we are going to use this letter just in the end of the words.




ה



Look below how to write the letter Hey by hand:



 Copy it several times in order to practice:

_____   

- As we said before, the letter נ doesn't have any sound in the end of the words. Therefore it is written "NAH" below (don't forget to read from the right to the left)



←
נָה NAH

What is written below? (read from the right to the left)

←
נָהּ



One more letter will be introduced in this lesson. It is the letter "Yod":

י

The letter "Yod" sounds like Y in the beginning of the syllables, or like "EE" (like in "green"), when it works like a vowel.

Look below how to write the letter Hey by hand:

ה

→
↓
ה

- ✍ Copy it several times in order to practice: (Notice that it “floats” above the line).



Look at the syllable below. It is written “Nee”.

נִי NEE

However, this “NEE” was not written with “Nekudot” (the dots and lines that represent the vowels). The Vowel “EE” was indicated just with the letter “Yod”. But when the text is written with “nekudot”, the vowel “EE” is represented with a dot under the letter, which is called “Hirek” (Don’t worry about this name). In this case, NEE would be written in the following way:

נִי NEE

Or just:

ני NEE

There are words written just with the dot, and words written with the dot + the letter Yod. In both cases you pronounce “EE”, with no difference.

Just to review:



נַּ NAH נָּ NAH נָּה NAH

נִּי NEE נִּי NEE

- ✍ Read out loud the following “words”, and copy them a few times. Practice the reading and writing until you get confident.

נָּה נָּה נָּה

נִּי נִּי נִּי

נִּי

נִּי