

Read Hebrew in simple steps

Lesson 2

א ת ו

 **jonathan frate**

Lesson 2

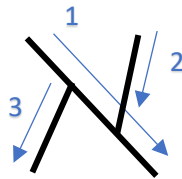


The following letter is the letter “Aleph”:

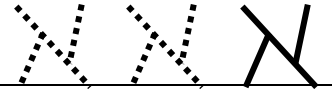


The letter Aleph doesn't have any sound, it's a silent letter.

Look below how to write the letter Aleph by hand:



✍ Copy it several times in order to practice:



- You can find whichever vowel with the letter Aleph. In this case you should pronounce just the vowel, with no consonant. It is written “AH” below, in two different ways:

אִ AH

אֵ AH

And if I put the letter ה beside it? It's still “AH”

אִה AH

And below it is written “EE”:

אֵי EE

אֵי EE

✍ Read out loud the following “words”, and copy them a few times.
Practice it until you get confident.



אֵנָה אֵנָה אֵנָה

אֵינָה

אֵנִי

אֵנָה

אֵנִי

אֵינִי

נֵאָה

נֵאִי

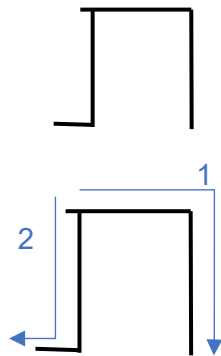
נֵאֵנִי



The following letter is the letter "Tav". It sounds T.



Look below how to write the letter Tav by hand:



✍ Copy it several times in order to practice:

_____ ת ת ת

Check how to read the following syllables:

תָּ TA

תַּ TA

תָּה TA

תֵּ TEE

תֵּי TEE

✍ Read out loud the following “words”, and copy them a few times.
Practice it until you get confident.



תַּתָּה תַּתָּה תַּתָּה

תַּתִּי

תִּתָּה

נַתָּה

נַתִּי

תַּנָּה

אַנִּתָּה

אַתָּה

תַּאַנִּתָּה




And next, another letter, the letter "Vav"



Check how to write the letter Vav:



 Copy it several times in order to practice:



☞ The letter Vav may sound “V”, “O”, or “U” (OO). Keep calm, let’s do it by steps. For now, forget it can sound “V”. At the moment it’s just another vowel for us, by the way, two vowels: “O” or “U”.



How can we know?

When the text is written with Nekudot, it’s easy. If you see a dot above the letter, it’s “O” (Like in Board, or Yellow). But if the dot is in the middle of the letter, it’s U (OO) (like in Blue, or smooth).

וּ O (Like in Board, or Yellow)

וּ U (like in Blue, or smooth)

■ So we can read more syllables:

נו NO

נוּ NOO

תּוּ TO

תּוּּ TOO

אוּ ֹ

אוֹ ֹּ

✍ Read and copy. Practice it until you get confident.

תּוֹתִי

אוֹתוֹ

אוֹתִי

אוֹתָהּ

אוֹתָנוּ

אוֹנוּ

תִּינָה

תּוֹנִי

תּוֹנָה

נִתְּנָתוֹתוֹנָה