

Read Hebrew in simple steps

Lesson 5

ב ג ד

 **jonathan frate**

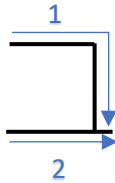
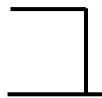
Lesson 5



The following letter is the letter “Bet”, or “Vet”, that sounds “B” or “V”

ב

Look how to write it by hand:



✍ Copy it several times in order to practice:

_____ ב ב ב

☞ How can I know if the letter sounds B or V? When the letter “Bet” has a dot in the middle, it sounds B, and when it has not, it sounds V. For now we are going to use the letter “Bet” only sounding B.



☐ Check the syllables below:

בָּהּ BA

בוּ BO

בִּי BI

בֵּהּ BE

✍ Read and copy. Practice it until you get confident.

בָּהּ בּוּ בִּי בֵּהּ
בָּהּ בּוּ בִּי בֵּהּ

בְּתִיָּה

4

בֵּית

בֵּר

בְּקָה

בְּאֵר

בְּהִי

אֲבָא

בָּא



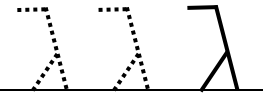
The next letter is the letter “Gimel”, that sounds “G” (like in “game”).


ג

Look how to write it by hand:



 Copy it several times in order to practice:



 Check the syllables below:

גַּה GAH

גֶּה GEH (like in Game)

גִּי GEE (like in "Geek")

גו GO

גוּ GOO



✍ Read and copy. Practice it until you get confident.

גְּבִי גְּבִי גְּבִי

גִּילָה

גָּל

גְּלִינָה

גְּאוּלָּא

לֵג

גֵּג

גָּר

גְּרָה



תּוֹגֵל

גּוֹאֵל

אִוְרוֹגְוֵאִי

גְּרָמְנִיה



Notice:

יַּ YA

יֵּ YE

יֵי YEE

יוּ YO

יוּּ YOO

✍ Read and copy. Practice it until you get confident.



יֹרֵה יֹרֵה יֹרֵה

יְמִינָה

יֹלֵי

יֹנֵי

יְאוֹת

יְגוֹר

יְתָר



The following letter is the letter “Dalet”. It sound “D”.

ד

☞ Take care! It looks like “Resh”, but it is different. Notice the upper right corner: ←

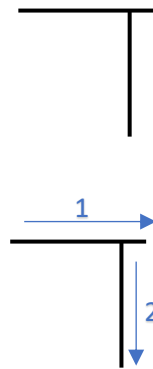


Resh

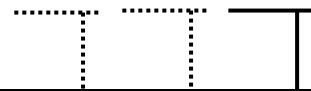


Dalet

Look how to write it by hand:



✍ Copy it several times in order to practice:



Check the syllables below:

דָּה DA

דוּ DO

דֵּי DEE

דֶּה DE

דוּוּ DOO

✍ Read and copy. Practice it until you get confident.

דוֹרָה

דָּרָה

דִּיּוֹ

דוֹרָה

דִּיּוֹרָה

דִּרְתָּ

מְדַבֵּר

דְּבוּר

דוֹתָה

תוֹרָה

דְּנִי

דִּיּוֹנָה

דְּלִמָּה

יָלַד

דָּאוּג

אָדָה

אָדָר

אָרָד

לֹד

דוֹלָר
