

# Read Hebrew in simple steps

## Lesson 9

ס ט

 **jonathan frate**

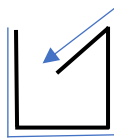
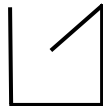
# Lesson 9




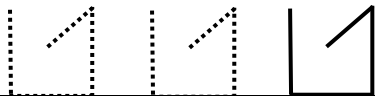
The following letter is the letter “Tet”. It sounds “T”, as the letter “Tav”. Two letters have the same sound, “T”.



Look how to write it by hand:



 Copy it several times in order to practice:

\_\_\_\_\_ 

\_\_\_\_\_

\_\_\_\_\_

Check the following syllables:

טַ TA

טֵ TE

טִ TEE

טוּ TO

טוּ T

Read and copy. Practice until you get confident.

טוּל טוּל טוּל

טוּנִי

טוּנָה



טְנִיָּה

דִּיאָטָה

כְּטִין

זָטָר

טִמָּא

עֵט

שִׂאָטָנִז

טְלִית

קְטִיָּה



Until now we have just used the letter “Vav” ם as a vowel (O or OO).  
From now on, we are going to use it as “V” as well. Check it:



ׁוה VA

ׂוה VE

׃וי VEE

ׄוו VO

ׅוו VOO

Another letter that may sound “V” is the letter “Bet” ך , do you remember?  
Until now we have just used it as “B”. When it sounds “B” we put a dot  
inside, when it sounds “V” we don’t put the dot.

ׁך BA

ׂך VA

׃ך BE

ׄך VE


בֵּ BEE

בֶּ VEE

אָב AV

אוֹב OV



 Read and copy. Practice until you get confident.

וְרֵה וְרֵה וְרֵה

וִילְמָה

חֹה

דָּוִד

לָב

חֶבֶל

אוֹהַב

תַּלְ-אַבִּיב



חֵב

חֲבִיב

גְּבוּל

גְּבֻרַת

עֲבָרִית

הַנְּבִיא

בְּבֵל

כְּבִישׁ

עוֹבֵד

קו

שֶׁק



זֵינָה

זְבוּלוֹן

זְהָרָה

טוֹבָה

טוֹב



The following letter is the letter “Samech”. It sounds “S”.

ס



Take care, it is similar to Mem Sofit:

ם

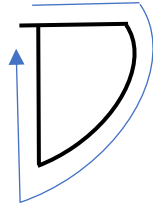
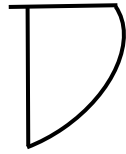
Mem sofit

ס

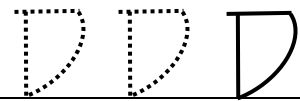
Samech



Check how to write it by hand:



 Copy it several times in order to practice:



---

---

---

Check the following syllables:


סָה SA

סֶה SE

סִי SEE

סוּ SO

סוּּ SOO

 Read and copy. Practice until you get confident.

\_\_\_\_\_ סוּּּ

\_\_\_\_\_ סִיָּן

\_\_\_\_\_ סֵלֶט

סְלוּלָרִי

11

יוֹסִי

יִסְמִין

סְטִירָה

סְחִיטָה

סְכִין

סּוּדָר

זֶרֶת

גַּם

חֶסֶד

סוּלָם

שְׁעוּרָה

אָסוּר

12

סֵהָרוֹן

סִשָּׁה

סֵלָק



Until now the only way we used to represent the vowel “OO” was by the letter “Vav” ם. But there are words with the vowel “OO” where the letter Vav is not used. In these cases the vowel OO is represented by three dots below the letter:

אָ ם׃ OO

תָ ם׃ TOO

סָ ם׃ SOO

Etc

☞ Now we have learned all the vowels. We can make a revision. Each vowel has at least two symbols to be represented. Check the examples with the letter Aleph:

|                           |         |        |
|---------------------------|---------|--------|
| A (as in c <u>a</u> r)    | אֵ אַ   | אָ     |
| E (as in m <u>e</u> n)    | אֵי אֵי | אֵי    |
| I (as in gr <u>e</u> en)  | אִי     | אִי    |
| O (as in c <u>o</u> urse) | אֹ אֹ   | אֹ אוֹ |
| U (as in bl <u>u</u> e)   | אִי     | אִי    |